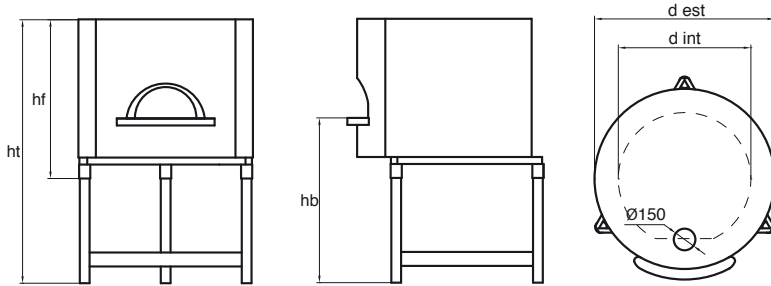


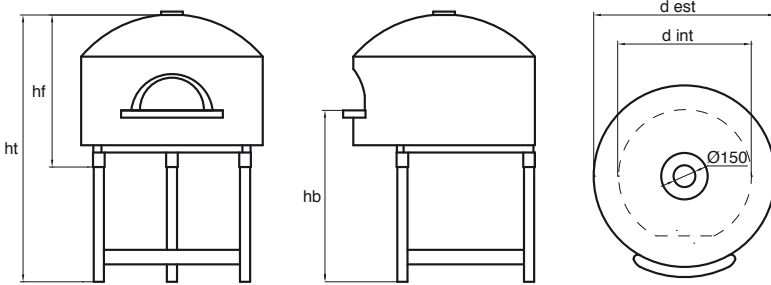


LINEA JOLLY



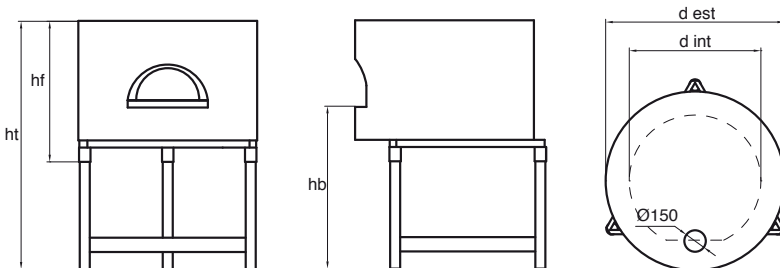
Jolly Rifinito

d est	d int	ht	hb	hf	kg
1250	920	1900	1180	1140	550



Jolly Napoli

d est	d int	ht	hb	hf	kg
1250	920	1840	1180	1050	550



Jolly Grezzo

d est	d int	ht	hb	hf	kg
1070	920	1750	1150	1000	500

LE MISURE ESTERNE SONO DEL FORNO GREZZO.

È importante considerare che bisogna aggiungere la misura del materassino isolante e della struttura di rivestimento in muratura.

THE EXTERNAL MEASURES REFER TO THE RAW, UNFINISHED OVEN.

Add the overall dimension of the layer of insulating material and of the framework masonry.

UL US. CA. CERTIFIED PRODUCT